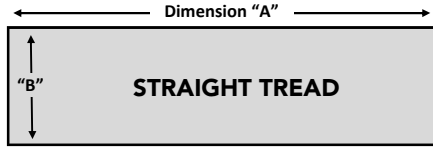
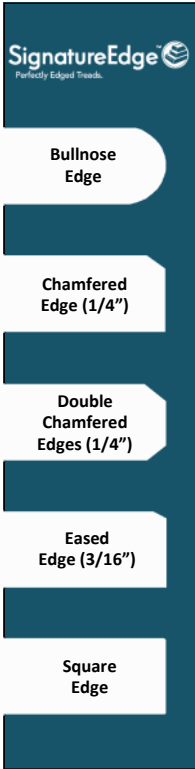


STAIR TREAD & RISER ORDER FORM

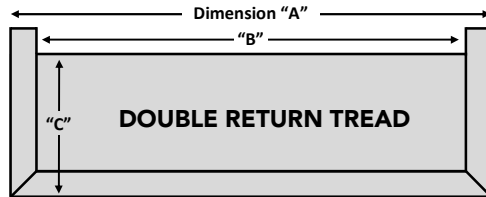
- STANDARD TREADS ARE 1-1/16" THICK AND 11-1/2" DEEP ■ STANDARD RISERS ARE 3/4" THICK AND 7-1/2" DEEP ■
- STANDARD TREAD AND RISER LENGTHS ARE AVAILABLE FROM 36" TO 90" IN 6" INCREMENTS ■

Customer Name: _____



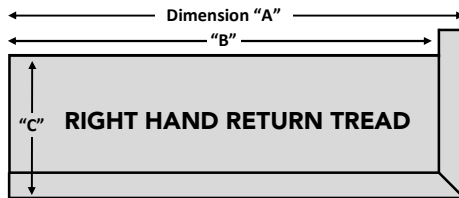
Notes: _____

DIMENSION	INCHES	MEASURING	QUANTITY
"A"		Outside Length	
"B"		Depth	
EDGE STYLE:			
<input type="checkbox"/> Bullnose		<input type="checkbox"/> Eased (3/16")	
<input type="checkbox"/> Chamfered (1/4")		<input type="checkbox"/> Square	
<input type="checkbox"/> Double Chamfered (1/4")			



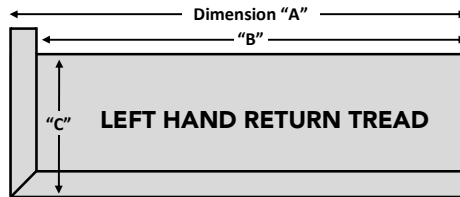
Notes: _____

DIMENSION	INCHES	MEASURING	QUANTITY
"A"		Outside Length	
"B"		Inside Length	
EDGE STYLE:			
<input type="checkbox"/> Bullnose		<input type="checkbox"/> Eased (3/16")	
<input type="checkbox"/> Chamfered (1/4")		<input type="checkbox"/> Square	
<input type="checkbox"/> Double Chamfered (1/4")			



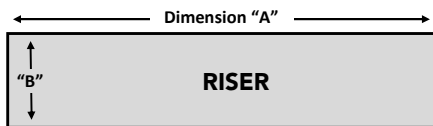
Notes: _____

DIMENSION	INCHES	MEASURING	QUANTITY
"A"		Outside Length	
"B"		Inside Length	
EDGE STYLE:			
<input type="checkbox"/> Bullnose		<input type="checkbox"/> Eased (3/16")	
<input type="checkbox"/> Chamfered (1/4")		<input type="checkbox"/> Square	
<input type="checkbox"/> Double Chamfered (1/4")			



Notes: _____

DIMENSION	INCHES	MEASURING	QUANTITY
"A"		Outside Length	
"B"		Inside Length	
EDGE STYLE:			
<input type="checkbox"/> Bullnose		<input type="checkbox"/> Eased (3/16")	
<input type="checkbox"/> Chamfered (1/4")		<input type="checkbox"/> Square	
<input type="checkbox"/> Double Chamfered (1/4")			



Notes: _____

STANDARD RISERS (3/4" thick):			
DIMENSION	INCHES	MEASURING	QUANTITY
"A"		Outside Length	
"B"	7-1/2"	Height	

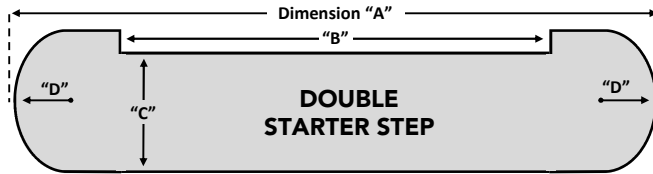
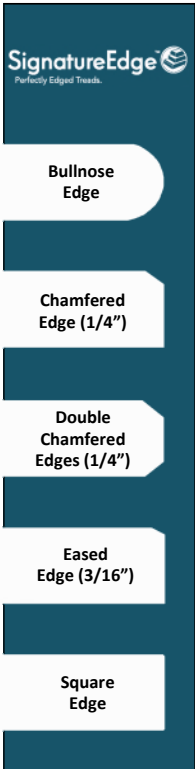
CUSTOM RISERS:			
DIMENSION	INCHES	MEASURING	QUANTITY
"A"		Outside Length	
"B"		Height	
—		Thickness	

Note: Contact customer service for availability on special order treads, species availability and maximum tread lengths.

STAIR TREAD ORDER FORM • STARTER STEPS

- STANDARD TREADS ARE 1-1/16" THICK AND 11-1/2" DEEP ■
- STANDARD TREAD LENGTHS ARE AVAILABLE FROM 36" TO 90" IN 6" INCREMENTS ■

Customer Name: _____



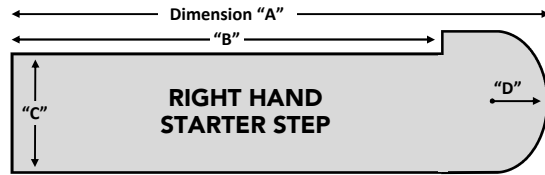
Notes: _____

DIMENSION	INCHES	MEASURING	QUANTITY
"A"		Outside Length	
"B"		Inside Length	
"C"		Depth	
"D"		Radius	

EDGE STYLE:

Bullnose Eased (3/16")
 Chamfered (1/4") Square

Not Available: Double Chamfered Edge



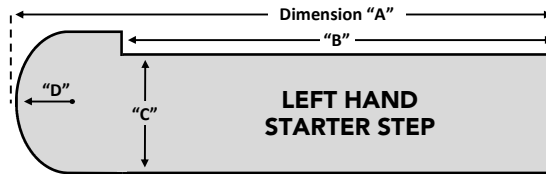
Notes: _____

DIMENSION	INCHES	MEASURING	QUANTITY
"A"		Outside Length	
"B"		Inside Length	
"C"		Depth	
"D"		Radius	

EDGE STYLE:

Bullnose Eased (3/16")
 Chamfered (1/4") Square

Not Available: Double Chamfered Edge



Notes: _____

DIMENSION	INCHES	MEASURING	QUANTITY
"A"		Outside Length	
"B"		Inside Length	
"C"		Depth	
"D"		Radius	

EDGE STYLE:

Bullnose Eased (3/16")
 Chamfered (1/4") Square

Not Available: Double Chamfered Edge

Note: Contact customer service for availability on special order treads, species availability and maximum tread lengths.